

ZONE 2015 BOYS

Meet Results

Sep 4-5, 2015

Page: 1
 Printed: 9/6/2015 4:44:05 PM
 Boys PS / L2 / 7-8YR
 Session: All
 Judge's Signatures

Rank	Num	Name	Gym					AA
1	33	Louis-Harm Fourie	NC	8.950 3T	8.950 11T	8.850 4T	9.200 1T	35.950 1
2	8	Luniel Bosman	NW	8.950 3T	8.950 11T	9.000 1	8.650 8	35.550 2
3	21	Reinhardt Beyers	GN	9.050 1	9.250 3	8.600 8T	8.500 11T	35.400 3
4	11	Wicus Jacobs	NW	8.200 22T	9.150 4T	8.900 3	9.100 3	35.350 4
5	27	Dian Jansen van Rensburg	GN	9.000 2	9.400 2	8.850 4T	7.600 44T	34.850 5
6	31	Luan Serfontein	GN	8.850 6	8.500 30T	8.950 2	8.350 17T	34.650 6
7	14	Stephan Pelser	NW	8.000 30T	9.600 1	8.550 10T	8.400 15T	34.550 7
8	10	Drian Du Preez	NW	8.500 12	9.050 9T	8.200 29T	8.700 6T	34.450 8
9	35	Louis Mathewson	NC	8.400 16T	8.500 30T	8.250 25T	9.200 1T	34.350 9
10	52	Ernst Richter	NW	8.200 22T	9.150 4T	8.550 10T	8.200 23	34.100 10
11T	44	THOMAS POTGIETER	GN	8.400 16T	9.100 7T	8.050 35T	8.500 11T	34.050 11T
11T	34	Franswa Keyser	NC	8.100 28	8.950 11T	8.450 14T	8.550 9T	34.050 11T
13	53	Abri Rocher	NW	8.600 9T	8.800 17T	8.150 31	8.450 14	34.000 13
14	6	Marco de Lange	FS	8.800 7T	9.150 4T	8.350 19T	7.500 48	33.800 14
15	51	Abri Oosthuizen	NW	8.400 16T	8.750 20T	8.100 32T	8.500 11T	33.750 15
16	46	Milan Cornelius	NW	8.450 13T	8.500 30T	8.500 13	8.150 24T	33.600 16
17	49	Andrew Honey	NW	8.950 3T	8.300 41T	8.450 14T	7.800 38	33.500 17
18T	54	Logan Snyman	NW	8.450 13T	8.750 20T	8.300 23T	7.950 33T	33.450 18T
18T	15	Liam Smit	NW	8.600 9T	8.400 39	8.100 32T	8.350 17T	33.450 18T
20	25	Henco Groenewald	GN	7.300 48T	8.800 17T	8.550 10T	8.750 5	33.400 20
21	69	Nande Daki	KZN	8.800 7T	7.950 50T	8.600 8T	8.000 31T	33.350 21
22	71	Pieter Jacobs	KZN	8.450 13T	8.900 15T	7.800 43T	8.050 26T	33.200 22
23	5	Hanko Steenkamp	FS	8.000 30T	7.900 52T	8.350 19T	8.800 4	33.050 23
24T	4	Sebastien Rossouw	FS	8.000 30*	8.700 22T	8.100 32T	8.050 26*	32.850 24T

ZONE 2015 BOYS

Meet Results

Sep 4-5, 2015

Page: 2
 Printed: 9/6/2015 4:44:06 PM
 Boys PS / L2 / 7-8YR
 Session: All





Rank	Num	Name	Gym					AA
24T	30	Jeandre Rossouw	GN	8.000 30*	8.350 40	8.450 14T	8.050 26*	32.850 24T
26	50	Lucan Kock	NW	8.200 22T	8.500 30T	7.950 38T	8.150 24T	32.800 26
27T	66	LIAM VASCONCELLOS	GN	8.250 19T	8.700 22T	7.950 38T	7.850 36T	32.750 27T
27T	48	Ruan Esterhuizen	NW	8.600 9T	8.300 41T	7.600 48T	8.250 21T	32.750 27T
27T	73	Mhlangi Mbanjwa	KZN	7.900 36	8.500 30T	8.050 35T	8.300 19T	32.750 27T
30	42	DONOVAN GILL	GN	8.200 22T	9.050 9T	7.550 50T	7.750 39	32.550 30
31	70	Aiden Faught	KZN	6.850 56	8.450 35T	8.650 6T	8.550 9T	32.500 31
32	41	NICUS FOURIE	GN	7.750 40	8.000 48T	8.400 18	8.300 19T	32.450 32
33T	26	Dawid Heunis	GN	8.250 19T	7.200 58	8.200 29T	8.700 6T	32.350 33T
33T	29	Markus Maritz	GN	8.150 27	7.850 54T	8.300 23T	8.050 26T	32.350 33T
35T	28	Liam Kriel	GN	7.450 45T	8.650 27T	8.350 19T	7.850 36T	32.300 35T
35T	32	Rikus van Rooyen	GN	8.250 19T	8.000 48T	7.800 43T	8.250 21T	32.300 35T
37T	23	Handre Coetzee	GN	7.000 54T	8.550 29	8.250 25T	8.400 15T	32.200 37T
37T	3	Juhin Muller	FS	7.700 41T	8.450 35T	8.350 19T	7.700 40T	32.200 37T
39	22	Johan Broekman	GN	7.500 44	8.700 22T	8.650 6T	7.250 53	32.100 39
40	24	James Fourie	GN	7.700 41T	8.300 41T	8.450 14T	7.600 44T	32.050 40
41	64	OTTO SCHNITTER	GN	7.800 38T	8.250 45	7.950 38T	8.000 31T	32.000 41
42	536	David Prinsloo	GN	7.300 48T	8.650 27T	7.950 38T	7.950 33T	31.850 42
43	9	Zanrich Botha	NW	7.000 54T	8.700 22T	8.000 37	8.050 26T	31.750 43
44	2	Justin Lessing	FS	7.950 34T	7.800 56	8.250 25T	7.700 40T	31.700 44
45	1	Van Zyl Hetzel	FS	8.200 22T	8.700 22T	6.850 58	7.900 35	31.650 45
46	62	RUAN LOTZ	GN	7.850 37	8.800 17T	7.350 54T	7.550 46T	31.550 46
47	12	Jacques Lourens	NW	8.050 29	8.100 46T	7.700 45T	7.650 42T	31.500 47
48	63	Keanu Neveling	GN	7.450 45T	8.450 35T	7.900 42	7.450 49T	31.250 48

ZONE 2015 BOYS

Meet Results

Sep 4-5, 2015

Page: 3
 Printed: 9/6/2015 4:44:06 PM
 Boys PS / L2 / 7-8YR
 Session: All

Rank	Num	Name	Gym					AA
49	61	Mark Kritzinger	GN	7.100 52	8.900 15T	7.600 48T	7.450 49T	31.050 49
50	43	RILEY MILLER	GN	7.550 43	9.100 7T	7.350 54T	6.750 57	30.750 50
51	13	Ethan Obrien	NW	7.400 47	8.300 41T	6.950 57	7.650 42T	30.300 51
52	45	TIAAN POTGIETER	GN	7.050 53	8.450 35T	7.450 52	7.300 52	30.250 52
53	55	Gerdian Wolmarans	NW	7.950 34T	8.950 11T	8.250 25T	4.750 58	29.900 53
54	7	Izak Bekker	NW	7.300 48T	7.900 52T	7.550 50T	7.050 54	29.800 54
55T	47	Jaco Du Plessis	NW	7.250 51	8.100 46T	7.400 53	6.950 55	29.700 55T
55T	68	Nathan Chigidi	KZN	7.800 38T	7.950 50T	7.100 56	6.850 56	29.700 55T
57	65	WIAN STRYDOM	GN	6.350 58	7.850 54T	7.700 45T	7.550 46T	29.450 57
58	74	Tiago Robinson	KZN	6.550 57	7.600 57	7.650 47	7.350 51	29.150 58
59*	72	Micheal Lang	KZN	— 59*	— 59*	— 59*	— 59*	0.000 59*
59*	67	Jean le Roux	GN	— 59*	— 59*	— 59*	— 59*	0.000 59*