

ZONE 2015 BOYS

Meet Results

Sep 4-5, 2015

Page: 1
 Printed: 9/6/2015 4:44:18 PM
 Boys PS / L3 / 9-10YR
 Session: All
 Judge's Signatures





Rank	Num	Name	Gym					AA
1	210	Gheran Van Wyk	NC	8.300 17T	8.950 10	9.450 1	8.750 2	35.450 1
2	222	Innes Grobbelaar	FS	8.150 26	9.000 9	8.850 2T	8.250 6	34.250 2
3	203	Logan du Toit	GN	8.850 3T	9.150 7T	8.550 8	7.450 21T	34.000 3
4	198	Michael Van Heerden	GN	8.550 10T	8.850 13T	8.500 9T	8.050 9T	33.950 4
5	221	Dehan Barnes	FS	8.350 16	8.300 31	8.850 2T	8.400 4	33.900 5
6	193	Waldo Koeleman	GN	8.650 6T	8.150 33T	8.100 18	8.950 1	33.850 6
7	192	Roux Heyns	GN	9.200 2	8.750 15T	8.700 4	7.150 28	33.800 7
8	245	Justin Chuter	NW	9.300 1	8.650 19T	8.200 14T	7.600 18T	33.750 8
9	196	SG Roode	GN	8.650 6T	8.850 13T	8.400 12	7.600 18T	33.500 9
10T	244	Franco van Heerden	FS	7.350 35	9.600 1	7.900 21T	8.450 3	33.300 10T
10T	224	Michael van Niekerk	FS	8.400 13T	8.900 11T	8.300 13	7.700 16T	33.300 10T
12	229	Vusi Molelle	NW	8.750 5	8.400 26T	8.600 6T	7.450 21T	33.200 12
13	249	S.W Van der Sandt	NW	8.850 3T	9.450 5	8.450 11	6.350 33T	33.100 13
14	247	Josua Louw	NW	8.650 6T	8.150 33T	8.200 14T	8.000 11	33.000 14
15	243	Francois Viljoen	FS	8.200 23T	8.750 15T	7.700 25	8.300 5	32.950 15
16	225	Raphael Gibberd	GN	8.200 23T	8.600 22	8.200 14T	7.900 15	32.900 16
17T	242	Barend Swanepoel	FS	6.400 38	9.550 2T	8.500 9T	8.200 7T	32.650 17T
17T	204	Daniel Butler	KZN	8.450 12	9.150 7T	8.050 19	7.000 31	32.650 17T
19T	195	Jean Meiring	GN	8.300 17T	8.450 24T	8.650 5	7.200 26T	32.600 19T
19T	199	Rychard Van Niekerk	GN	8.400 13T	8.400 26T	7.850 23T	7.950 12T	32.600 19T
21	191	De Wet Botha	GN	7.950 28T	9.250 6	8.150 17	7.200 26T	32.550 21
22T	227	Wian Styger	GN	8.250 20T	8.900 11T	7.650 26T	7.700 16T	32.500 22T
22T	246	Luke Fowls	NW	8.650 6T	8.400 26T	7.850 23T	7.600 18T	32.500 22T
24	206	Zukile Daki	KZN	7.650 33T	8.650 19T	7.900 21T	8.050 9T	32.250 24

ZONE 2015 BOYS

Meet Results

Sep 4-5, 2015

Page: 2
 Printed: 9/6/2015 4:44:18 PM
 Boys PS / L3 / 9-10YR
 Session: All

Rank	Num	Name	Gym					AA
25	248	JG Neethling	NW	8.050 27	8.350 30	7.600 29	8.200 7T	32.200 25
26	241	Ferdi Le Grange	FS	8.300 17T	8.500 23	7.950 20	7.050 29T	31.800 26
27	201	Kobus Serfontein	GN	8.400 13T	9.500 4	8.600 6T	5.100 37	31.600 27
28	205	Matthew Constable	KZN	7.650 33T	8.650 19T	7.650 26T	7.400 23T	31.350 28
29	230	Luke Webster	NW	7.950 28T	8.700 18	7.250 33T	7.050 29T	30.950 29
30	207	Luzuko Daki	KZN	6.900 36	8.100 35	7.650 26T	7.950 12T	30.600 30
31	208	Marius Ivan Van Den Bergh	KZN	7.700 32	8.400 26T	7.500 30T	6.350 33T	29.950 31
32	194	JC Krynauw	GN	8.200 23T	9.550 2T	7.250 33T	4.900 38	29.900 32
33	228	Johannes Jansen	NW	8.250 20T	6.050 38	7.500 30T	7.950 12T	29.750 33
34	223	George Human	FS	7.850 30	7.950 37	6.650 37	7.250 25	29.700 34
35T	197	Dylan Stoltz	GN	8.550 10T	8.750 15T	5.800 38	6.500 32	29.600 35T
35T	209	Handre van der Merwe	KZN	7.800 31	8.450 24T	7.200 35	6.150 35	29.600 35T
37	231	Louel Wolmarans	NW	8.250 20T	8.250 32	7.050 36	5.800 36	29.350 37
38	226	Jacques Rawlins	GN	6.450 37	8.000 36	7.400 32	7.400 23T	29.250 38
39	250	Landu Verster	NW	— 39	— 39	— 39	— 39	0.000 39